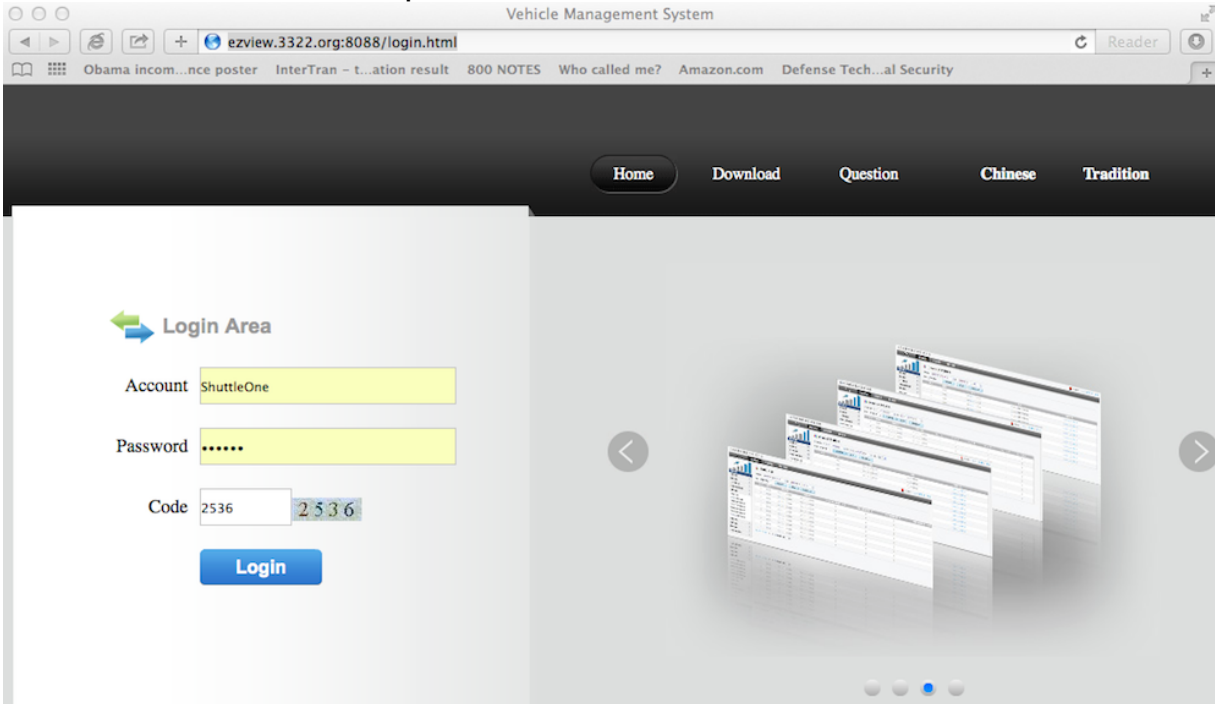


# SD4mXC CMS Client Setup

## Customer CMS Client Login

Login at the Vehicle Monitoring System at:  
<http://115.28.36.113/index.html>



Enter ABV Supplied User Name & Password (All default passwords are: 000000). Enter Code displayed and press "Login"

There are 2 ABV Registered Users for each Customer, so you must sign in for each and setup a different password for each if you wish to be able to limit access to Basic users.

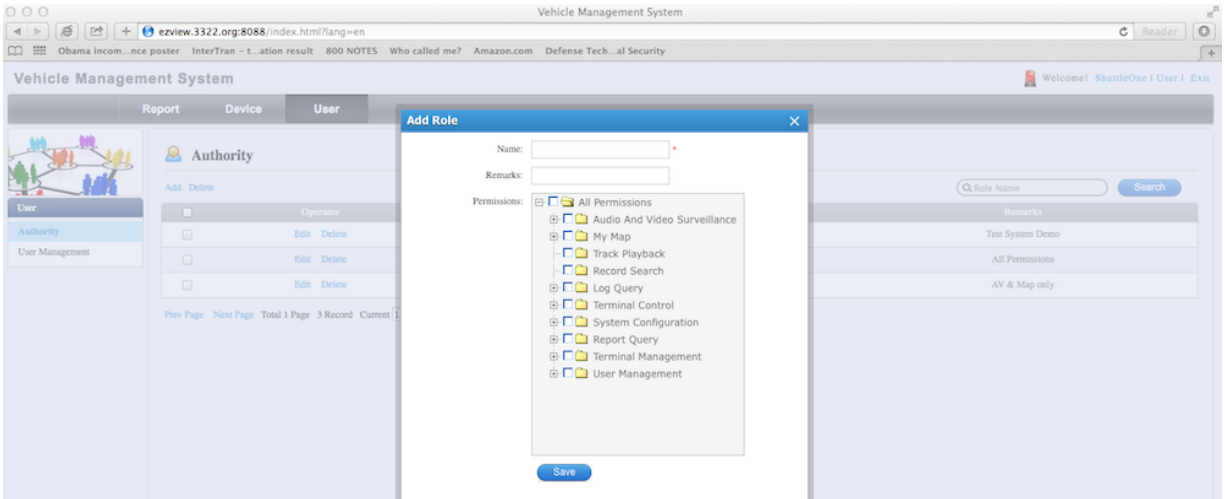
## Customer setup of "Role" aka Permissions

Select USER tab, then Select User Management tab on left, then Select Add

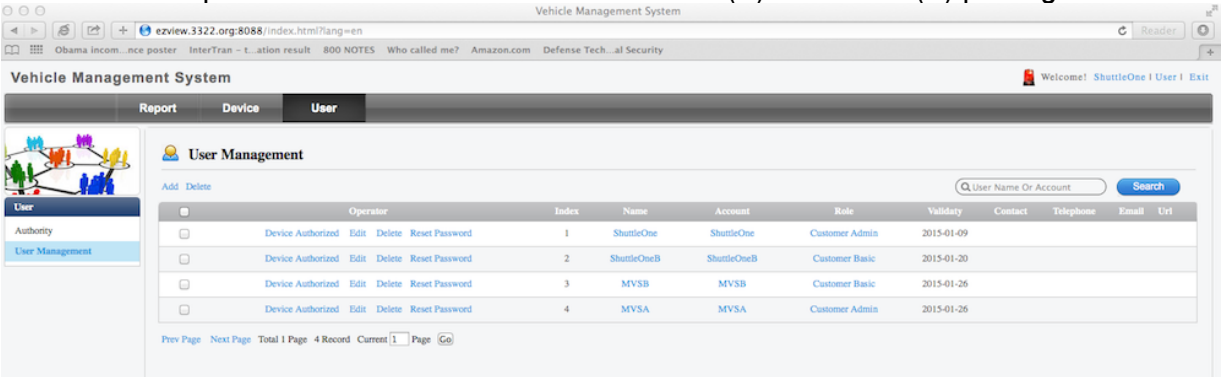
When ABV registers DVRs for Professional CMS Server Hosting we setup a User Account for each customer. We then setup 2 User Names for each of the companies, one with full Admin privileges and one with Basic privilege.

Account \_\_\_\_\_A is for Admin privileges

Account \_\_\_\_\_B is for Basic privileges unless you provided us a User Name.



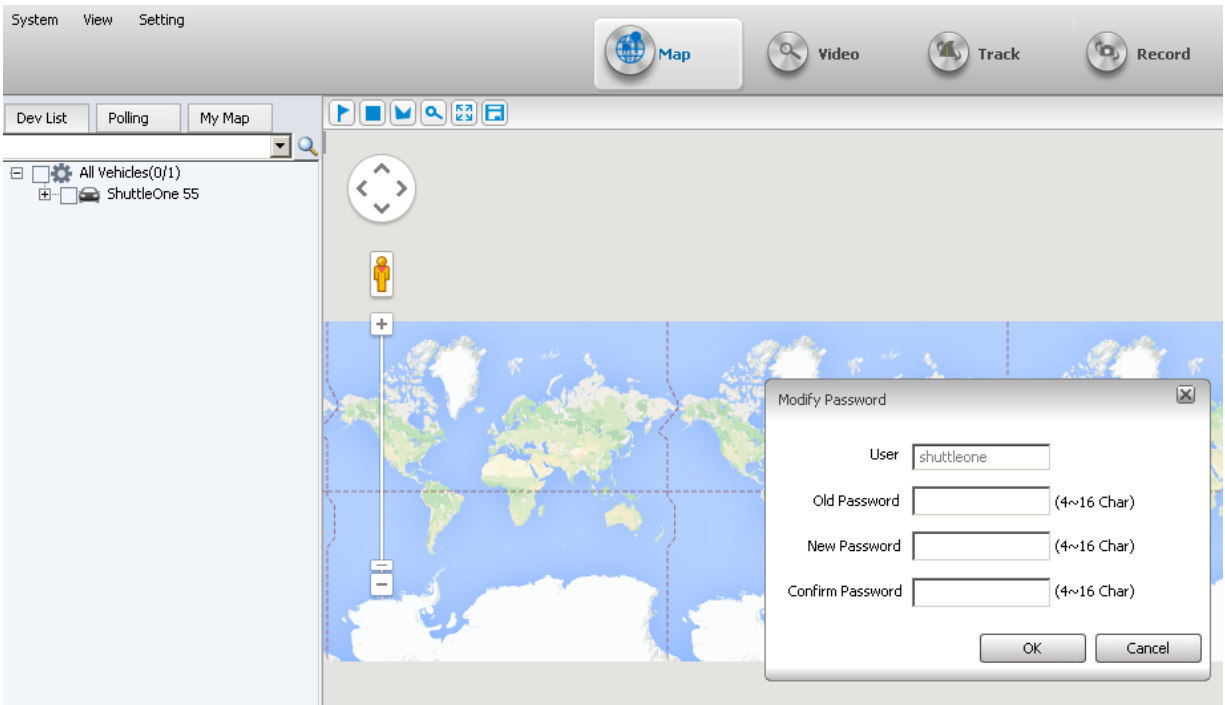
Examples of User accounts for Administrator (A) and Basic (B) privileges.



**To Change User Passwords, you must first login into the Professional CMS Server using one of the provided User names and the default password: 000000**

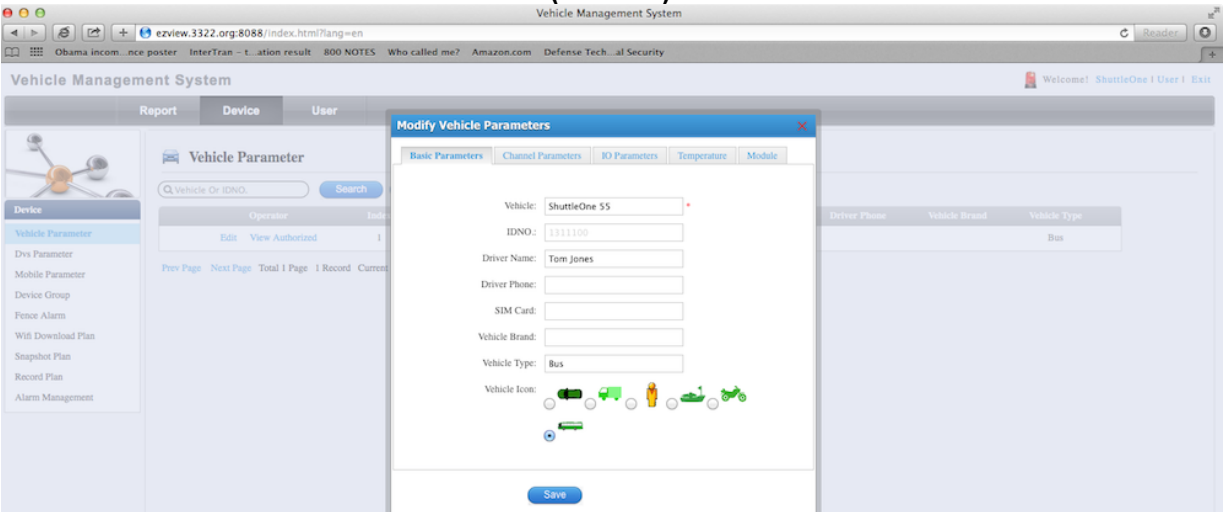
Open the CMS Client program on your PC.

Select the "System" link on the top left of the page and pull down the "Modify Password"



**ABV default setup for Passwords**  
 User account passwords default are 000000

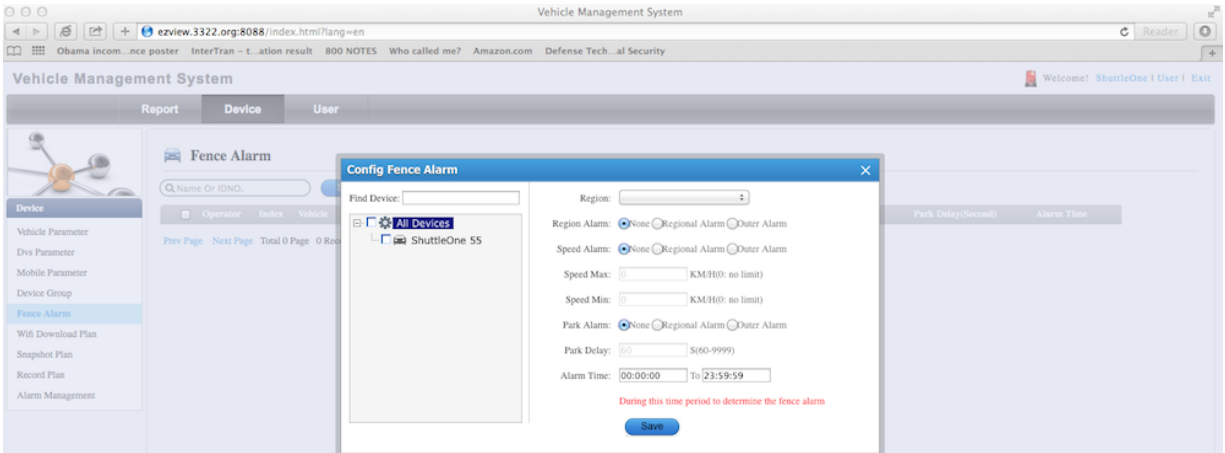
### Edit Device (Vehicle) Information



The customer can add Driver name, vehicle information and select vehicle icon.

### Device Geo-Fence Setup

From the VMS select Device top tab then select Fence Alarm on the left column.



### **Non-Advertised Features of CMS Server**

ABV does not advertise features the product cannot provide at the time of the advertisement. There are additional features of the product that are not fully developed at this time. While the manufacturer may work to develop: Voice Intercom, Remote Video Storage, Remote Video Download, Local Video Storage, Local Video Playback and remote Device Upgrade as well as other features, and mention them in CMS related software and documentation, it must be emphasized that they are not advertised features, their development is not completed nor is there any assurance offered they will be completed, so it would be unwise to base a investment decision on any of those possible system features.

### **AMERICAN BUS VIDEO**

2545 Valley Ridge Drive

Cumming, GA 30040

Tel: (770) 263-8118

Fax: (770) 887-5944

<http://www.americanbusvideo.com/>

<http://www.vehiclevideocameras.com/>

<http://www.fleetdriverriskmanagement.com/>

**25 Years of Mobile Digital Sales & Service Experience**