

Quick Start Guide

“BWC-Mini” Body Worn Police Camera



Version 20151101

Lawful Compliance Is The Responsibility of The Customer & Product User

ABV Inc., staff and administration are not responsible for any purchase or use of our merchandise, which is in violation of any applicable law, regulation or ordinance. ABV Inc., staff and administration are not responsible to you or any third party for any direct, indirect, special, incidental or consequential damages, arising out of use, misuse or inability to use any of our products. It is your responsibility to ascertain consent requirements applicable for video and audio recording and to comply with all applicable local, state, and federal laws applicable to the purchase or use of our video and audio surveillance recording products in your jurisdiction.

This device has the ability to permanently disable the Audio recording feature in a Administration mode, as well as temporarily disable the Audio recording feature via button. Should you have questions or concerns regarding the use of video and audio recording surveillance equipment, you are advised to contact an attorney licensed to practice law within your jurisdiction if you are unsure of the applicability of any law to the product you are purchasing or its intended use within your jurisdiction. By placing an order, you represent that you are of legal age to purchase the product being purchased in your jurisdiction, that you will use the product only in a lawful manner, and accept sole responsibility and liability should you use the product in a manor that violates the law.

CONTENT

| | |
|-------------------------------------------------------|---|
| 1. Open IR night vision | 2 |
| 2. How to use LED White Lights ?..... | 3 |
| 3. How to open Laser light ?..... | 4 |
| 4. How to enter Menu ?..... | 4 |
| 5. How to playback video/camera/pictures?..... | 6 |
| 6. How to adjust the time ?..... | 6 |
| 7. How to find the return key ? | 7 |

1. Open IR night vision

Press the **UP key** for **3-5 seconds** as the following picture show, then you will see the screen turn white and black. It means that the IR night vision had been opened.





2. How to use LED White Lights?

Press the **DOWN** key for **1 second**, then the 3 LED White lights will be activated. Press it again to shut down LED white lights.



3. How to open Laser light?

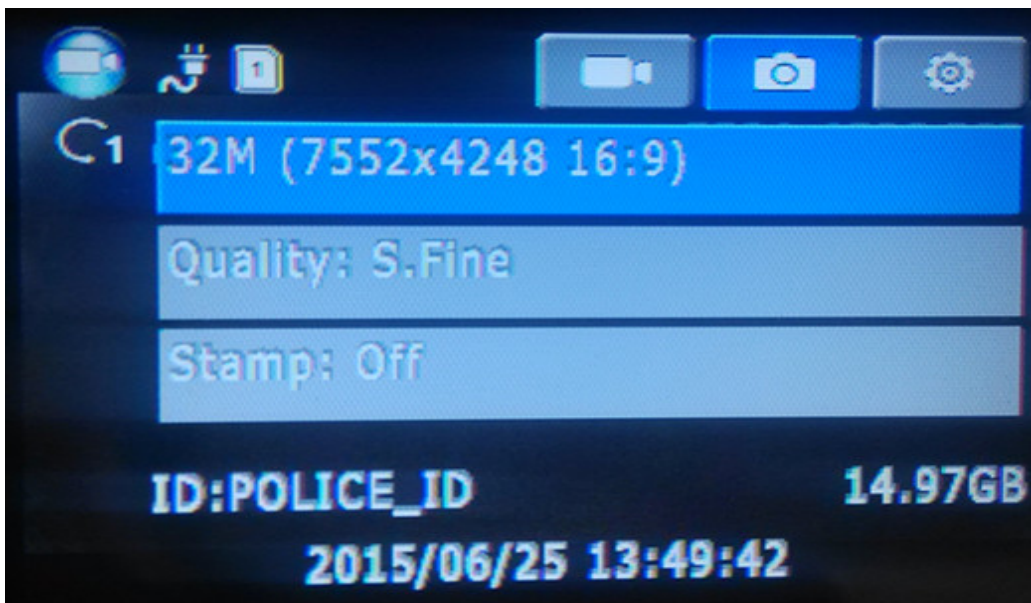
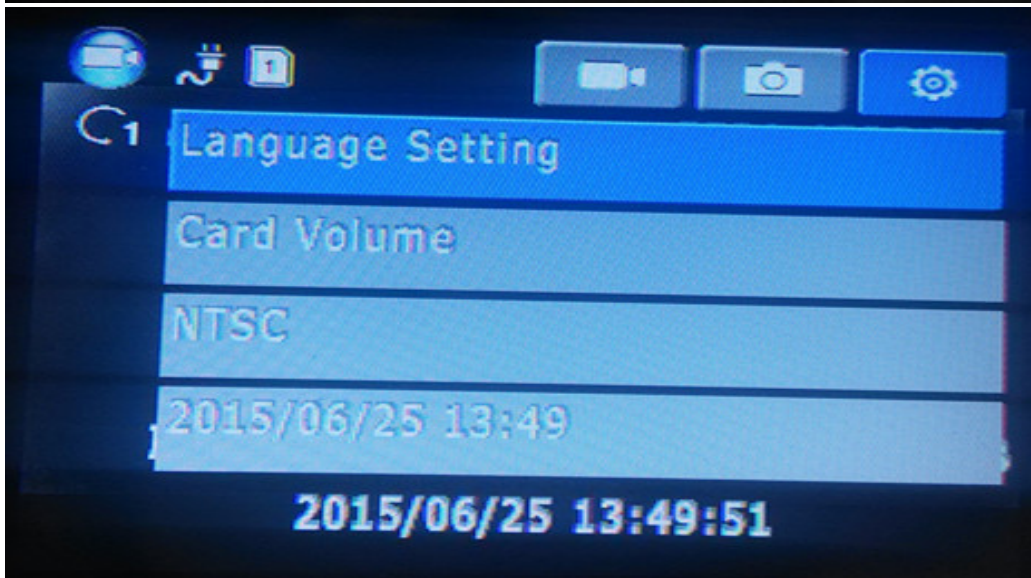
Press **Power key** for **1 second**, then the laser light will be opened.



4. How to enter Menu?

Press the **Audio key** for **3 seconds** to enter the Menu. Press it again for 2-3 seconds to go next item, such as camera/menu setting.





5. How to playback video/camera/pictures?

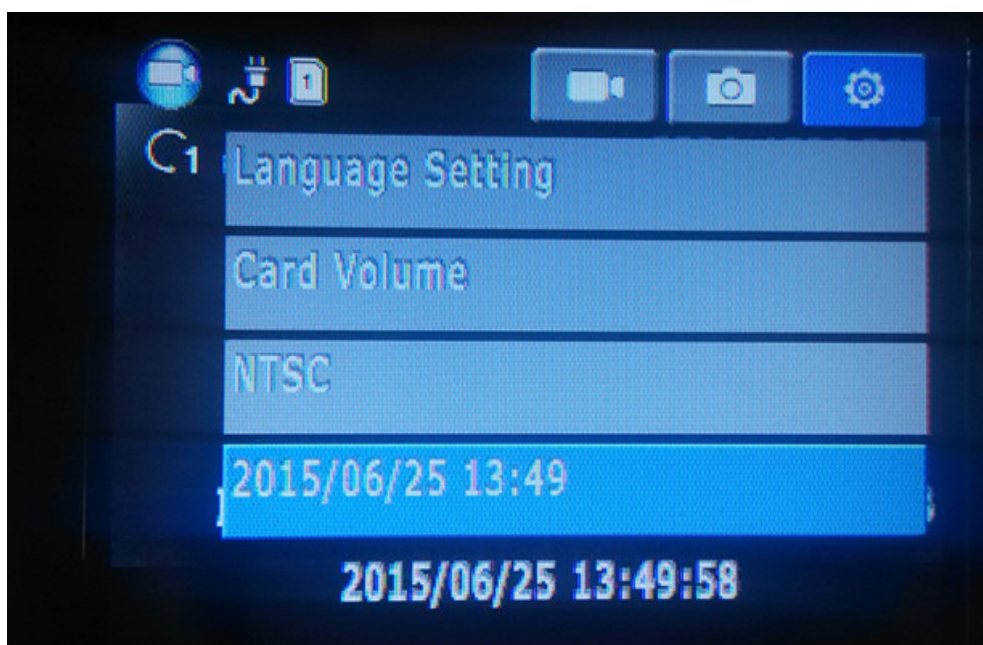
Long press **OK key for 2-3 seconds** to enter playback screen. Press **Down Key/Up key** to choose the files you want to re-view/playback. Long press of **OK key** to exit this state.



6. How to adjust the time?

The time could be adjusted or modify by operate the camera directly.

Press the **“Audio” Key for 2-3 seconds** in the camera to enter menu, choose third item, press **OK key** to enter time setup.



Press **“OK” Key** again in the camera to modify the time you want.



7.How to find the return key?

This machine does not have special return key. Only need to press the key you are using for 2-3 seconds to back the last step or exit the state.

Lawful Compliance Is The Responsibility of The Customer & Product User

ABV Inc., staff and administration are not responsible for any purchase or use of our merchandise, which is in violation of any applicable law, regulation or ordinance. ABV Inc., staff and administration are not responsible to you or any third party for any direct, indirect, special, incidental or consequential damages, arising out of use, misuse or inability to use any of our products. It is your responsibility to ascertain consent requirements applicable for video and audio recording and to comply with all applicable local, state, and federal laws applicable to the purchase or use of our video and audio surveillance recording products in your jurisdiction.

This device has the ability to permanently disable the Audio recording feature in a Administration mode, as well as temporarily disable the Audio recording feature via button. Should you have questions or concerns regarding the use of video and audio recording surveillance equipment, you are advised to contact an attorney licensed to practice law within your jurisdiction if you are unsure of the applicability of any law to the product you are purchasing or its intended use within your jurisdiction. By placing an order, you represent that you are of legal age to purchase the product being purchased in your jurisdiction, that you will use the product only in a lawful manner, and accept sole responsibility and liability should you use the product in a manor that violates the law.